

NAME _____

DATE _____

TRACK _____

EVENT _____

PINION **TRANSMISSION** **SPUR**

15T 16T 17T **1ST** 58T 59T

20T 21T 22T **2ND** 53T 54T

SIDE PULLEY

25T(STD) 26T(OPT)

FRONT **SHOCKS** **REAR**

USP2 SHORT STD **TYPE** USP2 SHORT STD

SPRINGS

**OIL** **#**

STD OPTION **O RING** STD OPTION

PISTONS

1-1.3 Hole 1-1.3 Hole

2-1.1 Hole 2-1.1 Hole

3-0.9 Hole 3-0.9 Hole

FRONT **DIFF** **REAR**

UP DIFF G228 UP

STD ADJUSTABLE STD

FRONT **ANTI-ROLL BAR** **REAR**

_____ mm _____ mm

FRONT **RIDE HEIGHT** **REAR**

_____ mm _____ mm

FRONT **WIDTH** **REAR**

_____ mm _____ mm

TIRES **CONTROLLED**

BRAND _____ YES NO

LEFT **FRONT** **RIGHT** **LEFT** **REAR** **RIGHT**

_____ mm _____ mm _____ mm _____ mm _____ mm

FRONT **WHEEL PLATE** **REAR**

YES NO **WHEEL PLATE** YES NO

HEX HUB **U (Universal) / D (Drive Shaft)**

STD **FRONT** **REAR**

OPT 90° U(OPT) 90° U(OPT) 0° D(OPT)

OPT (LARGE) 0° U(STD) 0° U(STD) 0°U(50mm)

0°U(50mm)

WHEEL SHAFT **BODY**

FRONT **REAR** **TYPE**

STD STD POSITION

LIGHT LIGHT WING

STD CARBON

BUMPER HOLE

A B C D

FRONT **CENTER** **REAR**

7 0 7 0 7 0

6 0 6 0 6 0

5 0 5 0 5 0

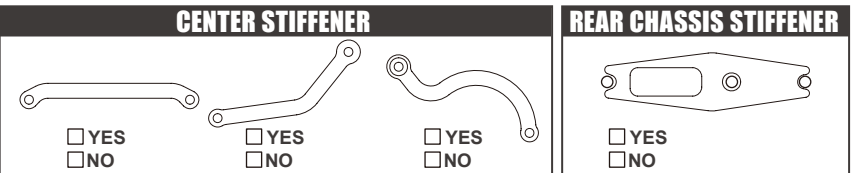
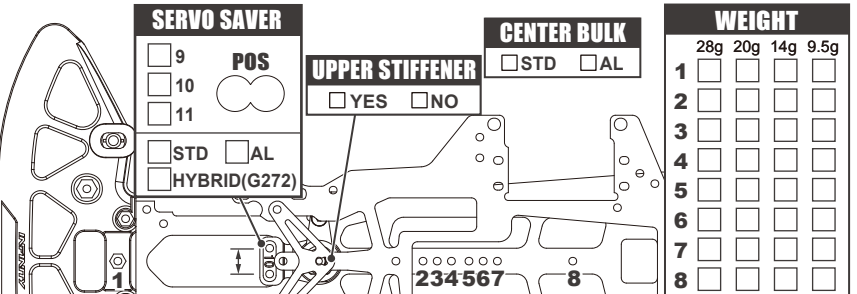
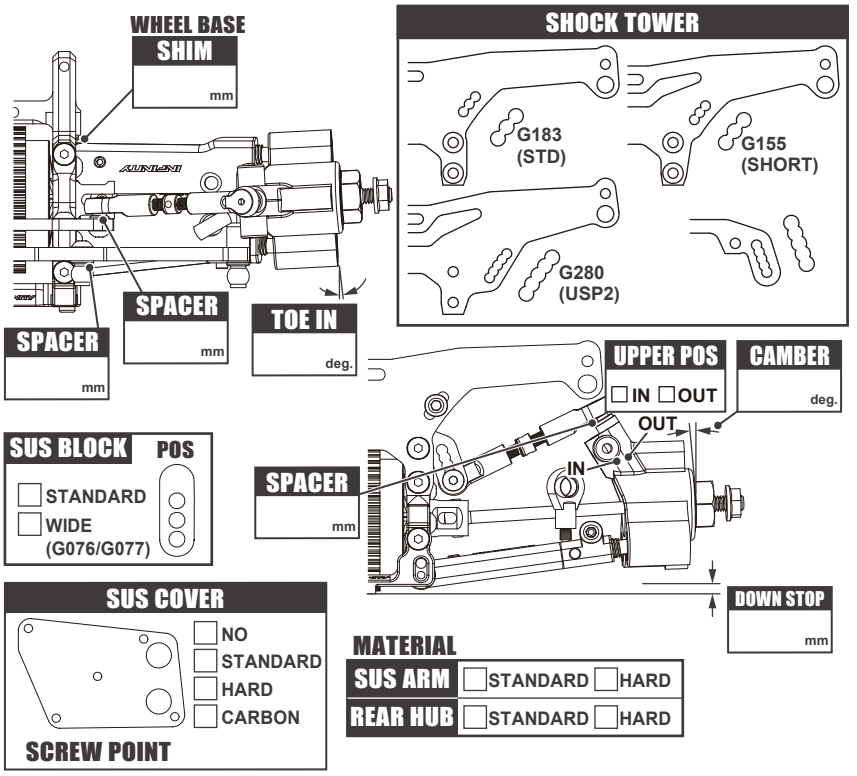
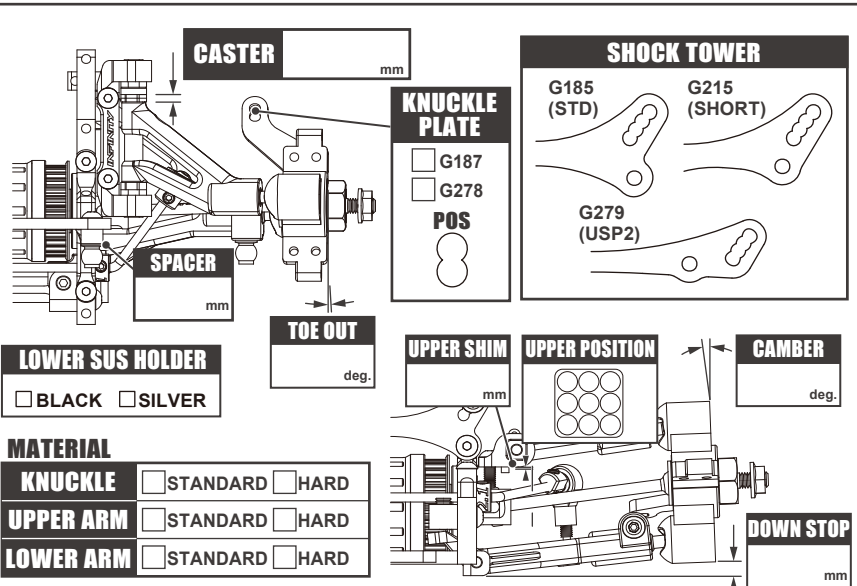
4 0 4 0 4 0

3 0 3 0 3 0

2 0 2 0 2 0

1 0 1 0 1 0

NO 0



COMMENT
